



Monthly Operational Data

For the month ending 31 August 2009

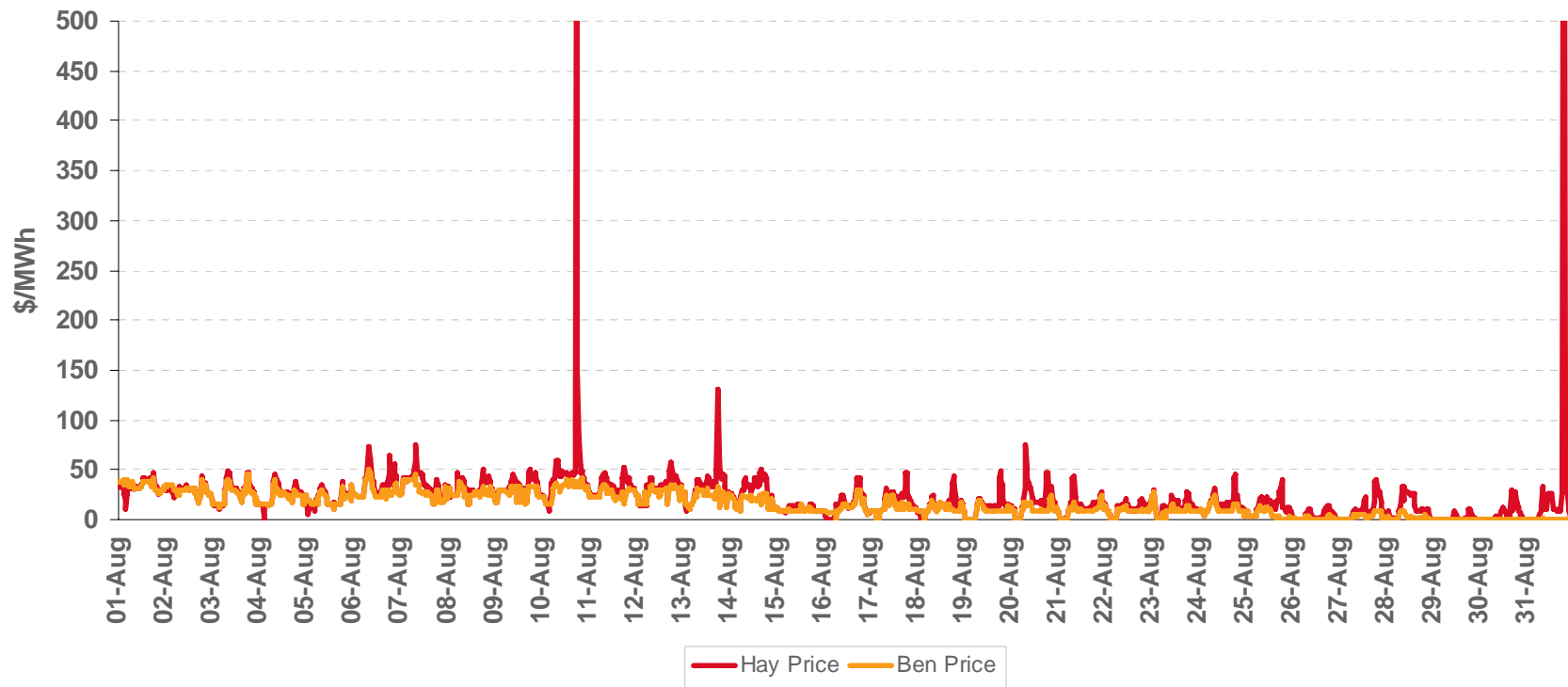
September 2009

Wholesale Electricity Prices – August 2009



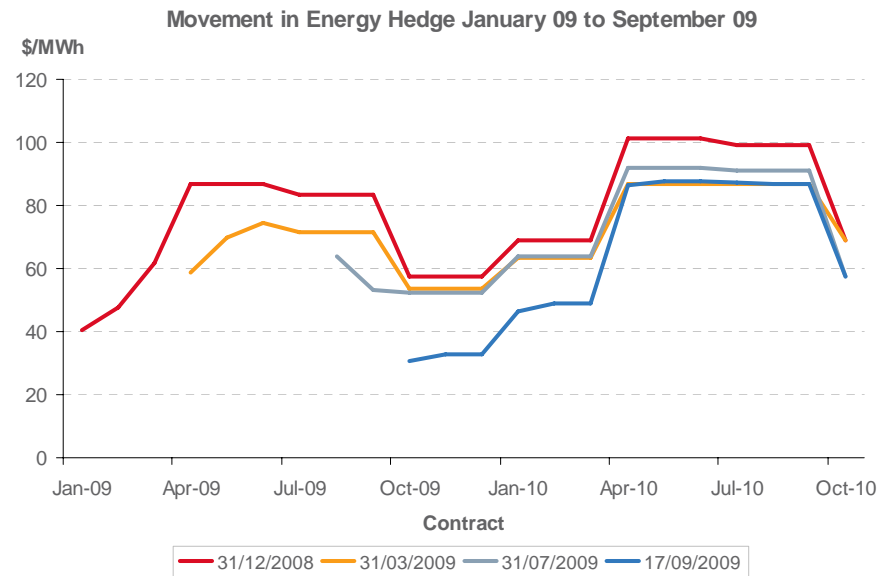
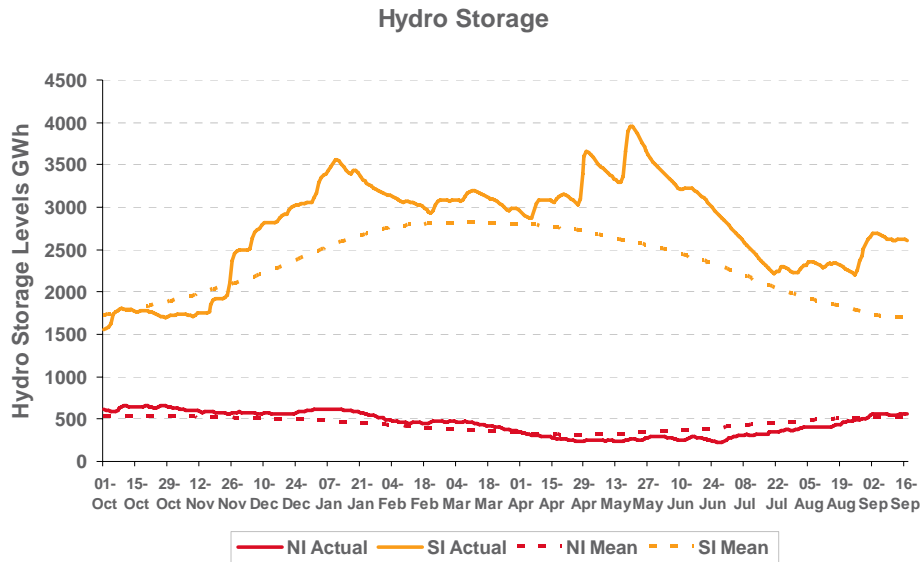
- The average price at Haywards (North Island) for the month of August 2009 was \$23/MWh while the average price at Benmore (South Island) was \$16/MWh

Half Hourly Wholesale Price

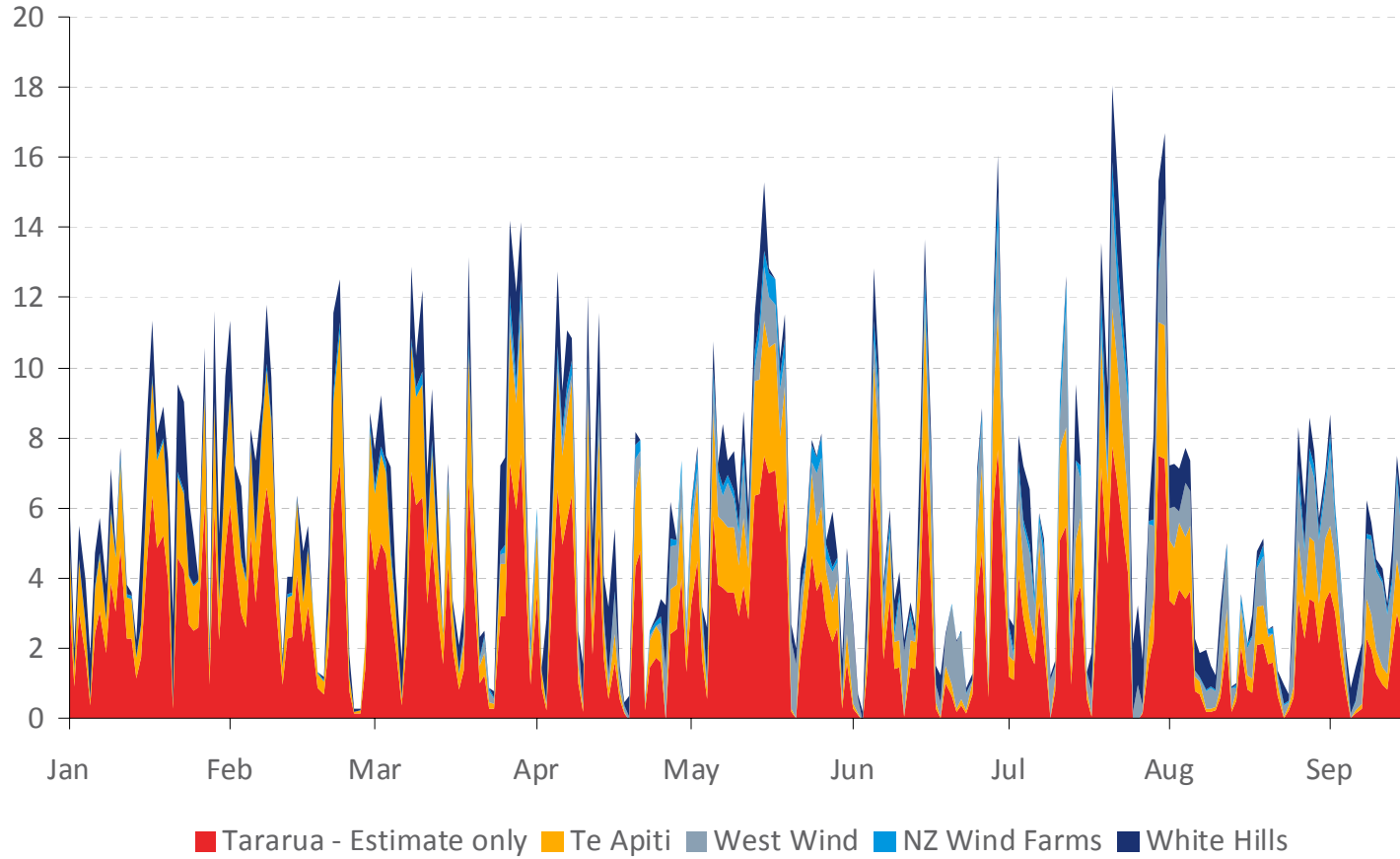


Storage levels and wholesale electricity prices

- Storage is well above mean in the South Island and is now close to mean in the North Island



Wind generation also continues to contribute to volatility

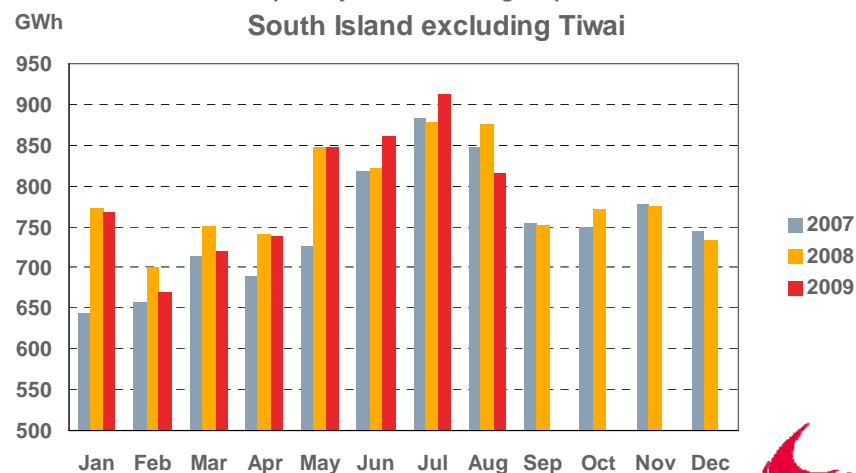
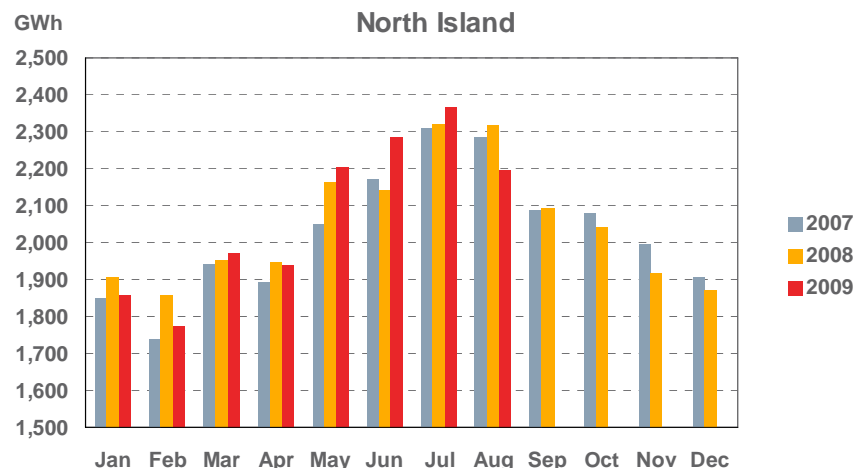


Monthly demand comparison August 2009



Island	August Demand			Growth rate	
	2009	2008	2007	1 year % p.a.	2 year
NI	2,197	2,320	2,284	(5.30%)	(1.93%)
SI	815	875	849	(6.86%)	(2.00%)
NZ Total	3,012	3,195	3,133	(5.72%)	(1.95%)

- Demand at predominantly industrial nodes (Glenbrook, Kawerau, Kinleith, Tangiwai and Whirinaki) was 9% lower in August 2009 than in August 2008
- NIWA's National Climate Summary for August 2009 reports that:
 - This was the warmest August on record, with a national average temperature of 10.2°C (1.7°C above the long-term August average)
 - Auckland's mean temperature of 12.8°C was 1.3°C above normal, the warmest since records began
 - Auckland's mean minimum temperature of 9.8°C was also a record high
 - Christchurch's mean temperature of 8.8°C was 1.8°C above normal



Contact Generation and Retail data



Data		Measure	The month ending 31 August 2009	The month ending 31 August 2008	Two months ended 31 August 2009	Two months ended 31 August 2008
Generation	Thermal generation	GWh	411	521	898	1,018
	Geothermal generation	GWh	209	201	423	399
	Hydro generation	GWh	339	152	585	373
	Total generation	GWh	960	873	1,906	1,790
	Average National wholesale electricity price ¹	\$/MWh	20.77	107.29	39.89	127.00
Retail Purchases	Total electricity purchases	GWh	690	784	1,440	1,575
	Average National electricity purchase price ²	\$/MWh	24.18	141.18	44.91	154.01
Other	Retail electricity sales	GWh	714	740	1,439	1,484
	Gas used in internal generation	PJ	3.3	4.2	6.9	8.2
	Retail gas sales	PJ	0.3	0.5	0.8	1.1
	Wholesale gas sales	PJ	1.0	0.9	1.6	1.7
	LPG sales	tonnes	6,771	8,434	15,360	17,865

¹ This is the price received by Contact for its generation. It excludes contracts for differences.

² This price excludes contracts for differences.



Additional Information – North Island and South Island Split



Data		Measure	The month ending 31 August 2009	The month ending 31 August 2008	Two months ended 31 August 2009	Two months ended 31 August 2008
Generation	Average North Island wholesale electricity price ¹	\$/MWh	24.16	94.77	43.02	115.46
	Average South Island wholesale electricity price ¹	\$/MWh	14.65	165.58	32.88	170.27
	Average National wholesale electricity price ¹	\$/MWh	20.77	107.29	39.89	127.00
Retail Purchases	North Island electricity purchases	GWh	382	405	784	818
	South Island electricity purchases	GWh	307	378	656	757
	Total electricity purchases	GWh	690	784	1,440	1,575
	Average North Island electricity purchase price ²	\$/MWh	28.61	103.56	47.81	125.09
	Average South Island electricity purchase price ²	\$/MWh	18.66	181.51	41.45	185.28
	Average National electricity purchase price ²	\$/MWh	24.18	141.18	44.91	154.01

¹ This is the price received by Contact for its generation. It excludes contracts for differences.

² This price excludes contracts for differences.



Customer numbers



	As at 31 August 2009	As at 30 June 2009	As at 31 August 2008
Electricity customer numbers	479,000	479,000	520,000
Gas customer numbers	66,000	66,500	74,500
LPG customer numbers (includes franchisees)	54,500	53,500	52,500